

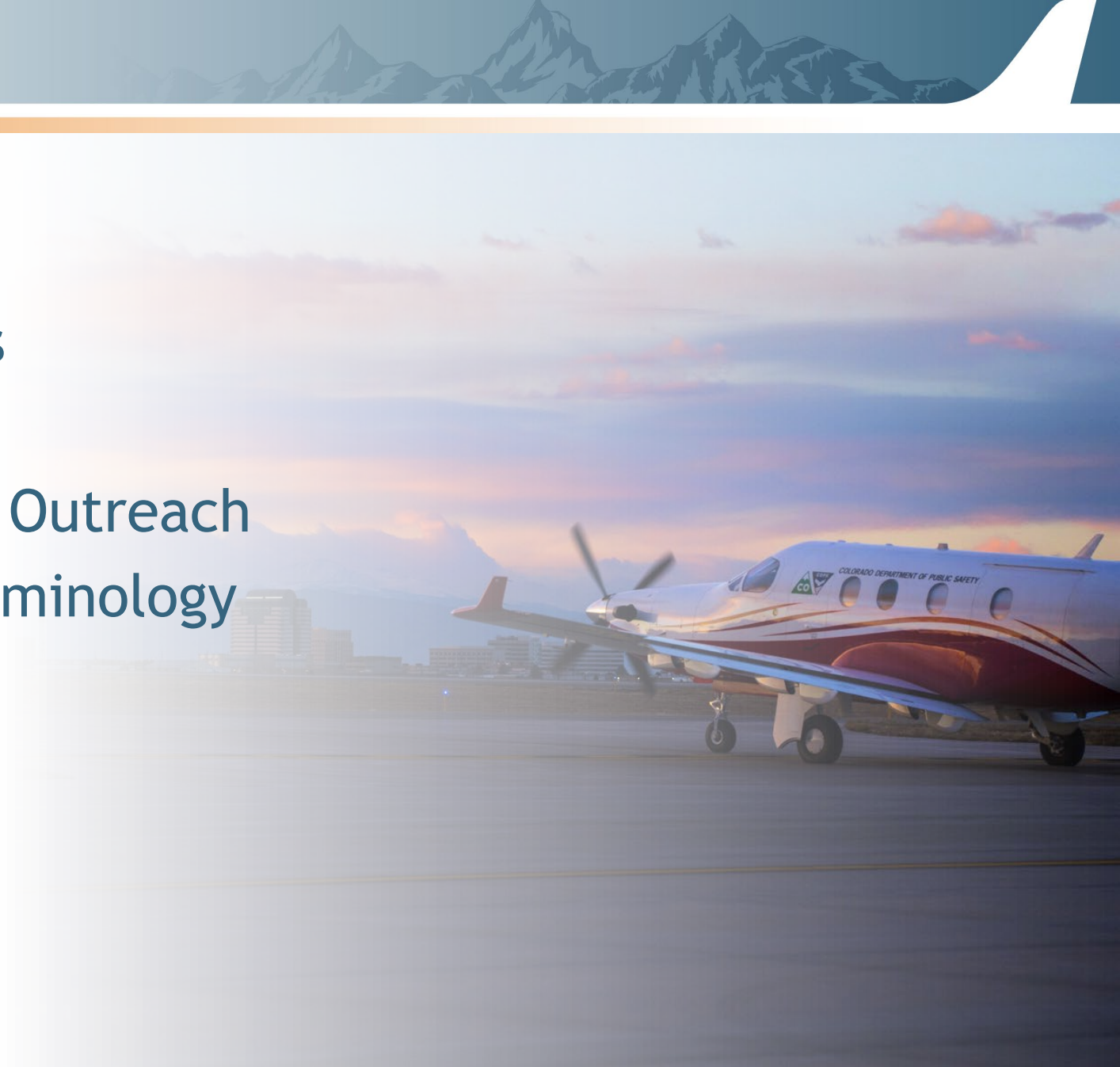


# 2025 Colorado Aviation Economic Impact Study (CEIS)

CAOA Winter Conference 2025

# Agenda

- Study Purpose and Benefits
- Colorado's Airport System
- Project Schedule & Airport Outreach
- Economic Impact Study Terminology & Methodology
- State of the Industry
- Deliverables & Next Steps





# Study Purpose and Benefits



- Understand the overall role of aviation in supporting and enhancing Colorado's economy
- Convey the economic importance of airports and the benefits to Colorado's residence, businesses, and visitors

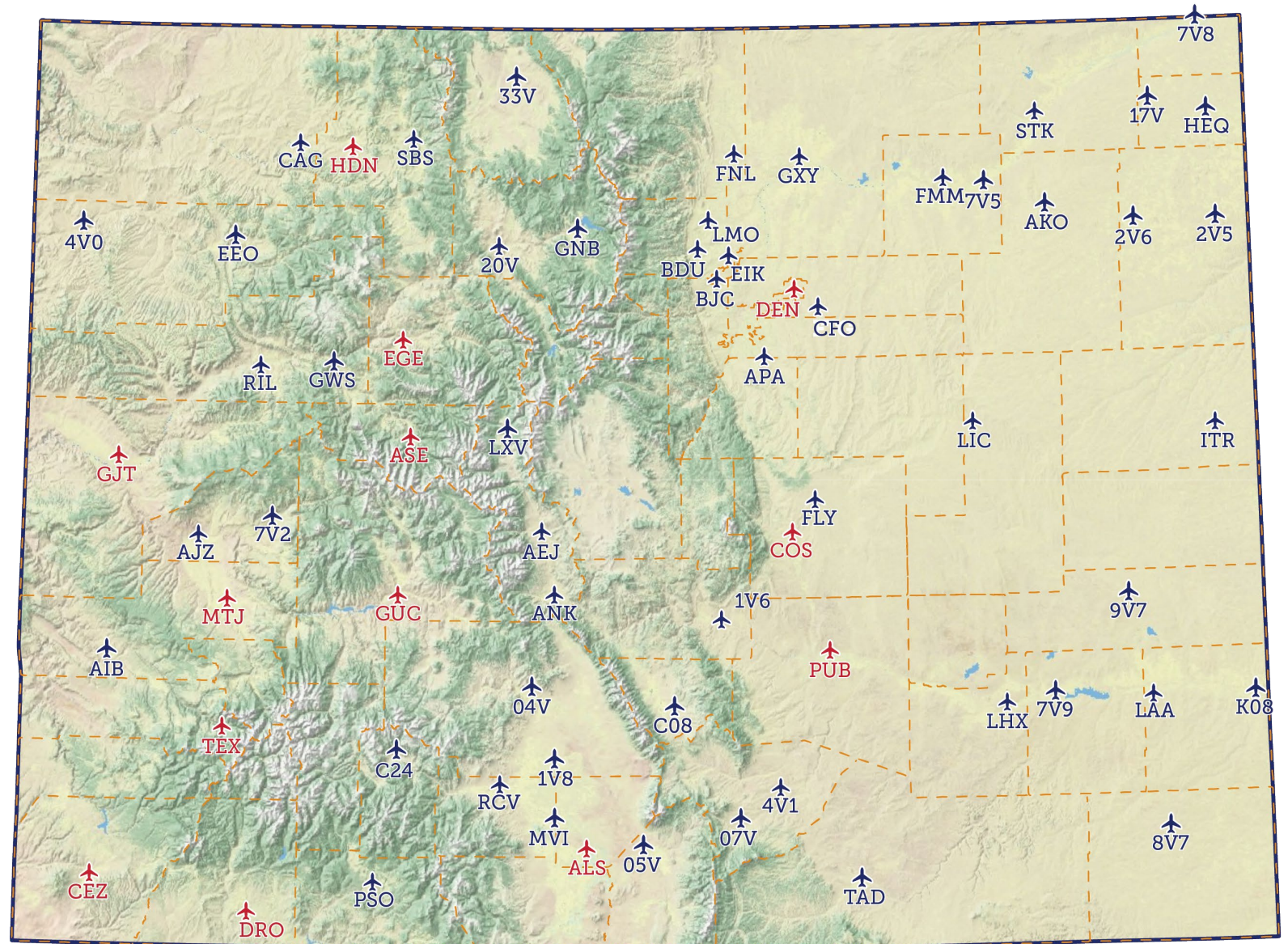




# Colorado's Airport System

## Legend

-  - Commercial Service
-  - General Aviation



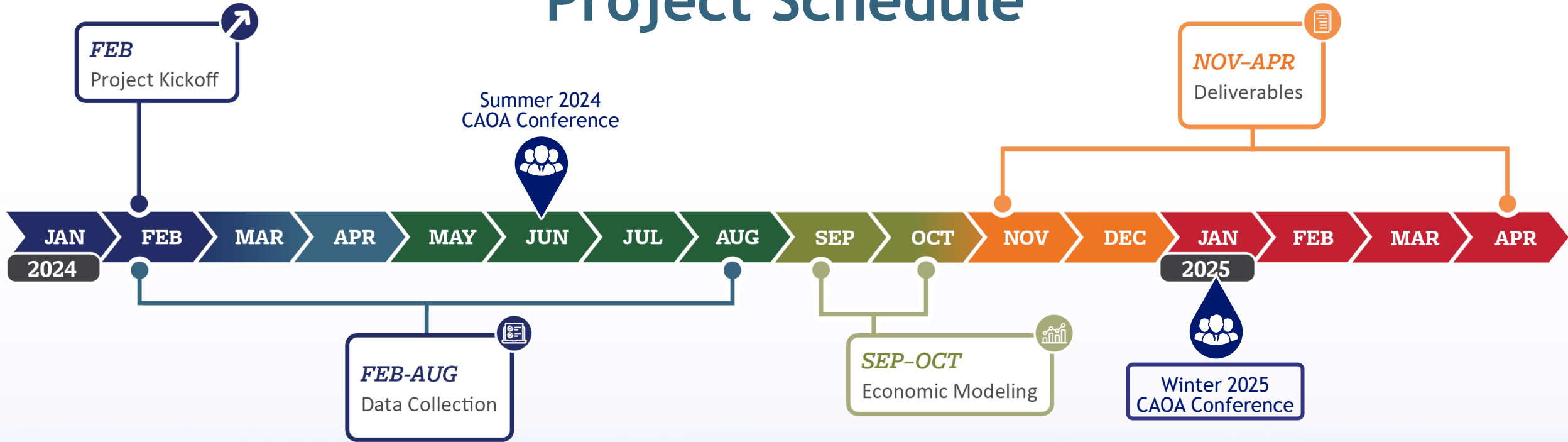




# Project Schedule & Airport Outreach



# Project Schedule





# Airport Outreach



Airport intro webinar in February 2024



Data collected during site visits through spring 2024



CAOA Spring Conference 2024 data collection - June 2024



Confirmation of direct impacts June-July 2024



Follow-ups via telephone with a handful of airports to discuss the reason for significant changes in final impacts





# Economic Impact Study Terminology & Methodology



# Terminology - Economic Impact Measures



## Jobs

Total number of people employed, both full-time and part-time.



## Payroll

Total employment compensation, including wages, benefits, and taxes paid on behalf of employees.



## Value Added

Total contribution to the Gross State (Regional) Product. It includes all payroll, profits, and business taxes paid



## Business Revenues

Total expenditures for airport administration, capital projects and tenant sales of goods and services, as well as visitor spending in Colorado's hospitality-related sectors. Also referred to as "output", "sales", or "economic activity/impact."



# On-Airport Impacts



## Airport Administration

Includes all direct airport sponsor employees, city or county employees that perform airport-related work, and contract airport employees and the payroll associated with those employees.



## Airport Tenants

Includes all businesses located on airport property including aviation- and non-aviation-related businesses (airlines, fixed based operators [FBOs], terminal concessions, cargo carriers, rental car operators, etc.), and the employment and payroll associated with these businesses.



## Capital Improvements

Includes annual spending on construction by airport administration and tenants, including airport (local), state, federal, and other funds.



# Off-Airport Impacts



## Commercial Visitor Spending

Accounts for the money spent in Colorado by out-of-state visitors who arrive to the state via commercial service airports



## General Aviation (GA) Visitor Spending

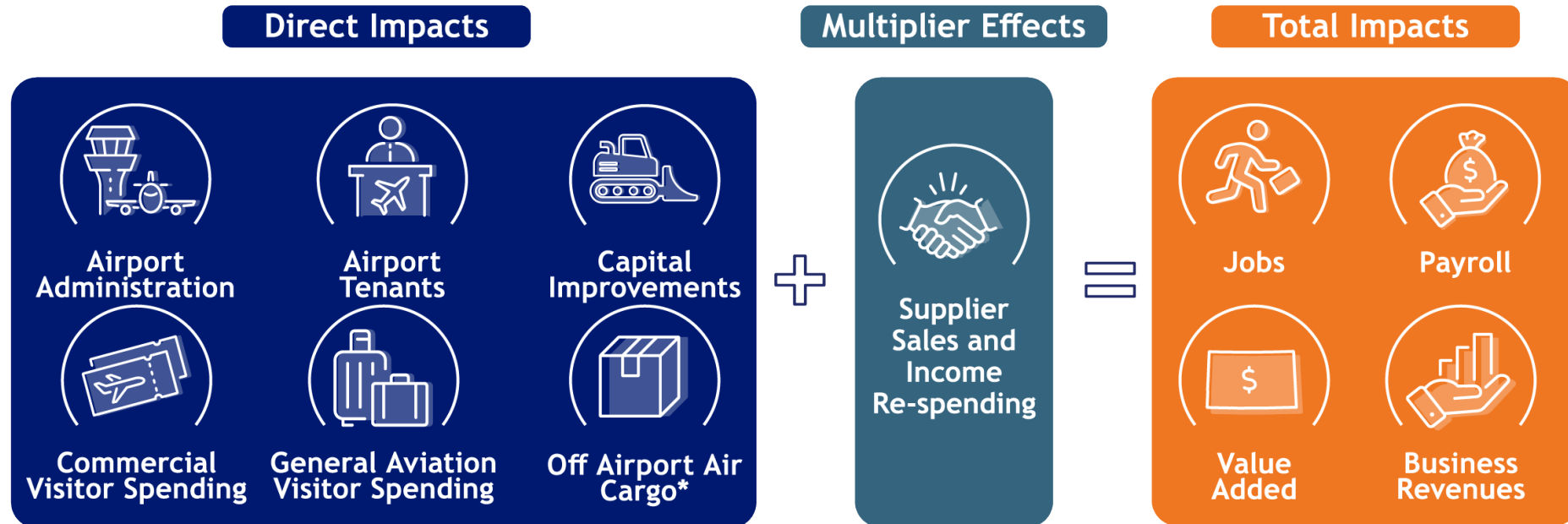
Accounts for the money spent in Colorado by out-of-state visitors who arrive to the state via general aviation airports.



## Air Cargo

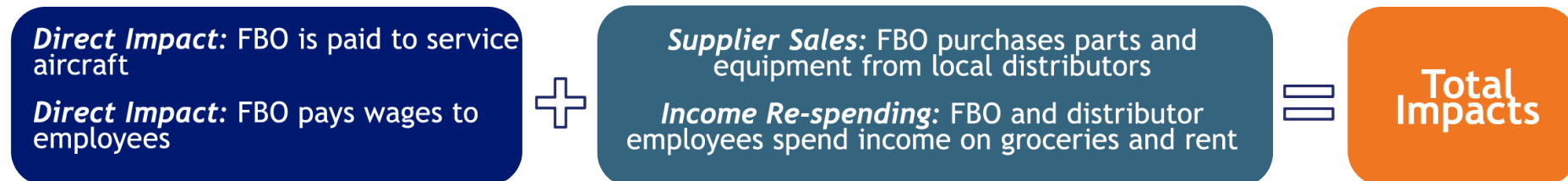
Reflects the contributions generated by air shipment of finished goods and commodities from Colorado to out-of-state domestic and international markets. Calculated at only at the statewide level.

# Methodology



\*Calculated at a statewide level only

## Example Flow of Impacts





# IMPLAN




**Economic Modeling Software**



**FAA-Approved**



**Based on Employee Headcount**



**Generates Direct, Multiplier, and Total Impacts**







# State of the Industry

# State of the CO Industry - 2023 by the Numbers



**40.6 million**  
Commercial Passenger  
Enplanements<sup>1</sup>



**850,000**  
Commercial Aircraft  
Operations<sup>2</sup>



**1.7 million**  
General Aviation (GA)  
Aircraft Operations<sup>2</sup>



**192,313**  
Military Aircraft  
Operations<sup>2</sup>



**12 million**  
Out-of-state  
commercial  
visitors<sup>3</sup>



**4,502**  
Total based  
aircraft<sup>2</sup>



**847,500 tons**  
Total air cargo  
landed weight<sup>1</sup>

<sup>1</sup> FAA Air Carrier Activity database

<sup>2</sup> FAA Terminal Area Forecast (TAF)

<sup>3</sup> Airline Data, Inc. O&D Reports



# State of the CO Industry - Changes since 2018



Denver International Airport (DEN) climbed from the 20<sup>th</sup> busiest airport in the world in 2018 to the 6<sup>th</sup> busiest in 2023<sup>4</sup>



Pilatus Aircraft opened an aircraft paint facility at Rocky Mountain Metropolitan Airport (BJC) in 2022



DEN added 8 new airlines between 2018-2023, including 3 international carriers



Southwest Airlines began daily service to Montrose Regional (MTJ) and Yampa Valley Regional (HDN) in 2020 and Colorado Springs Municipal in 2021



The United States Space Force activated its Space Operations Command at Peterson Space Force Base at Colorado Springs Municipal (COS) in 2020

<sup>4</sup> Based on annual seat capacity as reported by OAG Global Airline Schedules data



# Other Industry Changes



**COVID  
Recovery**



**Increased Labor  
Costs**



**Workforce  
Shortages**



**Increased construction  
material costs**



**Record  
Inflation**



# 2018 compared to...2018...

	Data Year 2018 (in 2018 dollars)	Data Year 2018 (in 2023 dollars)	Change (Value)	Change (%)
Jobs	345,661	345,661	-	0.0%
Payroll	\$16.2B	\$19.7B	+\$3.5B	+21%
Value Added	\$27.0B	\$32.8B	+\$5.8B	+21%
Business Revenues	\$48.6B	\$59.0B	+\$10.4B	+21%









# Deliverables & Next Steps





# Deliverables

- Technical Report
- Project Website
- Statewide Executive Summary Brochure
-  • Statewide Fact Sheet
- Individual Airport Brochures
-  • Individual Airport PowerPoint Presentations
-  • Animated Flight Maps
-  • Airport Training Webinar



# Next Steps

- 2025 impacts webinar
- Finalize and distribute:
  - Statewide executive summary brochure
  - Individual airport brochures
  - Individual airport PowerPoint presentations
- Develop statewide fact sheet
- Finalize technical report
- Host airport training webinar






# Thank You!

**Scott Storie**


*CDOT PM*

 303.512.5251

 [Scott.Storie@state.co.us](mailto:Scott.Storie@state.co.us)

**Tom Gibson, C.M.**

*Kimley-Horn PM*

 703.674.1367

 [Thomas.Gibson@Kimley-Horn.com](mailto:Thomas.Gibson@Kimley-Horn.com)

Visit our Project Website at  
[www.coloradoaviationsystem.com](http://www.coloradoaviationsystem.com)